

## MR-5-12

Marvel MR series is a general-purpose battery with 6~8 years design life in float service. It meets with IEC, JIS, BS, GB/T AND YD/T standards. With advanced AGM valve regulated technology and high purity raw material. The Marvel MR series battery maintains high consistency for better performance and reliable standby service life. It is suitable for UPS/EPS, medical equipment, emergency light and security system applications.

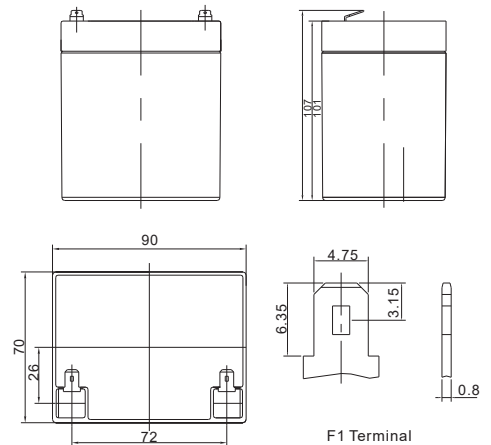


MADE IN VIETNAM / CHINA

### SPECIFICATION

Cells Per Unit	6
Voltage Per Unit	12
Nominal Capacity	5Ah@20hour-rate to 1.75V per cell @25°C
Weight	Approx. 1.35 Kg (Tolerance ± 5.0%)
Internal Resistance	Approx. 42 mΩ
Terminal	F1/F2
Max. Discharge Current	50A (5 sec)
Short Circuit Current	250A
Design Life	6~8 years (Float charging)
Max. Charging Current	1.5 A
Reference Capacity	C3 3.87AH C5 4.36AH C10 4.67AH C20 5.00AH
Standby Use Voltage	13.7 V~13.9 V @ 25°C Temperature Compensation: -3mV/°C/Cell
Cycle Use Voltage	14.6 V~14.8 V @ 25°C Temperature Compensation: -4mV/°C/Cell
Operating Temperature Range	Discharge: -20°C~60°C Charge: 0°C~50°C Storage: -20°C~60°C
Normal Operating Temperature Range	25°C± 5°C
Self Discharge	RITAR Valve Regulated Lead Acid (VRLA) batteries can be stored for up to 6 months at 25°C and then recharging is recommended. Monthly Self-discharge ratio is less than 3% at 25°C. Please charge batteries before using.
Container Material	A.B.S. UL94-HB, UL94-V0 Optional.

### Dimensions



Length	90±1.5mm (3.54 inches)
Width	70±1.5mm (2.76 inches)
Height	101±1.5mm (3.98 inches)
Total Height	107±1.5mm (4.21 inches)
Terminal	Value
M5	6~7 N*m
M6	8~10 N*m
M8	10~12 N*m

Unit: mm

### Constant Current Discharge Characteristics :A(25°C)

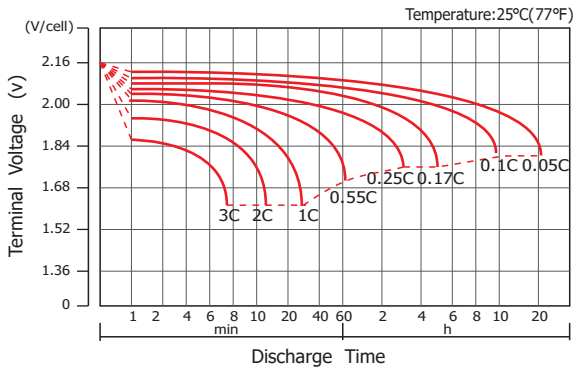
F.V/Time	5MIN	10MIN	15MIN	30MIN	1HR	2HR	3HR	4HR	5HR	8HR	10HR	20HR
1.60V	18.97	13.41	9.692	5.567	3.055	1.876	1.410	1.138	0.943	0.607	0.493	0.260
1.65V	17.64	12.67	9.266	5.344	2.950	1.816	1.366	1.108	0.919	0.600	0.487	0.256
1.70V	15.92	11.66	8.679	5.108	2.854	1.756	1.329	1.077	0.895	0.591	0.480	0.253
1.75V	14.26	10.68	8.076	4.882	2.750	1.695	1.290	1.050	0.872	0.583	0.473	0.250
1.80V	12.52	9.664	7.457	4.666	2.645	1.634	1.250	1.020	0.850	0.573	0.467	0.248
1.85V	9.939	7.898	6.188	4.019	2.372	1.497	1.155	0.948	0.792	0.538	0.440	0.235

### Constant Power Discharge Characteristics : WPC(25°C)

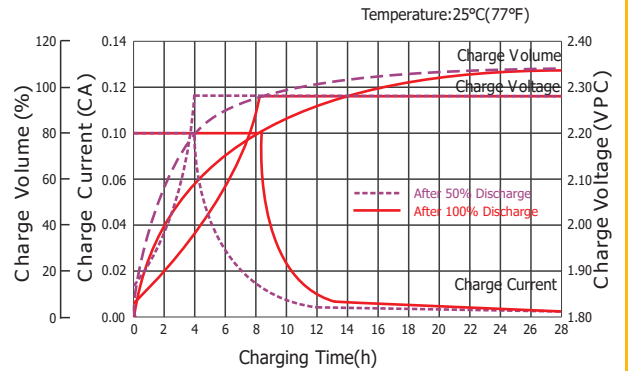
F.V/Time	5MIN	10MIN	15MIN	30MIN	1HR	2HR	3HR	4HR	5HR	8HR	10HR	20HR
1.60V	31.45	22.79	16.94	10.11	5.741	3.555	2.693	2.185	1.818	1.186	0.969	0.513
1.65V	29.58	21.95	16.44	9.809	5.576	3.458	2.621	2.134	1.778	1.175	0.959	0.505
1.70V	27.30	20.58	15.63	9.469	5.428	3.363	2.561	2.084	1.737	1.159	0.945	0.500
1.75V	25.00	19.18	14.75	9.144	5.261	3.260	2.495	2.038	1.699	1.145	0.934	0.494
1.80V	22.42	17.66	13.82	8.828	5.089	3.159	2.427	1.987	1.661	1.128	0.923	0.490
1.85V	18.17	14.69	11.63	7.679	4.593	2.911	2.254	1.854	1.555	1.062	0.871	0.466

(Note) The above characteristics data are average values obtained within three charge/discharge cycle not the minimum values. The battery must be fully charged before the capacity test. The Cm should reach 95% after the first cycle and 100% after the third cycle.

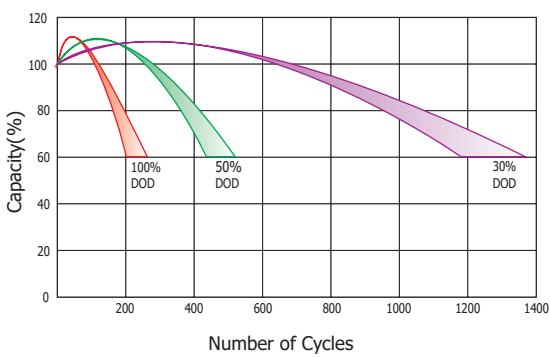
### Discharge Characteristics Curve



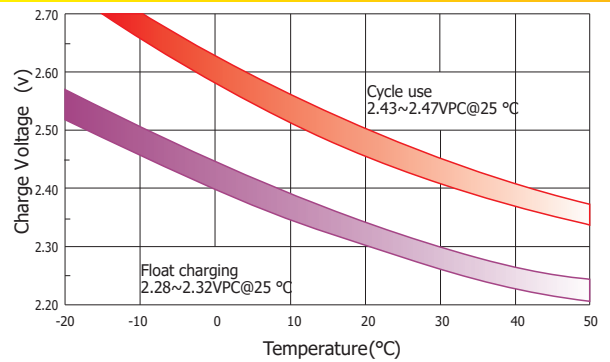
### Charge Characteristic Curve For Standby Use



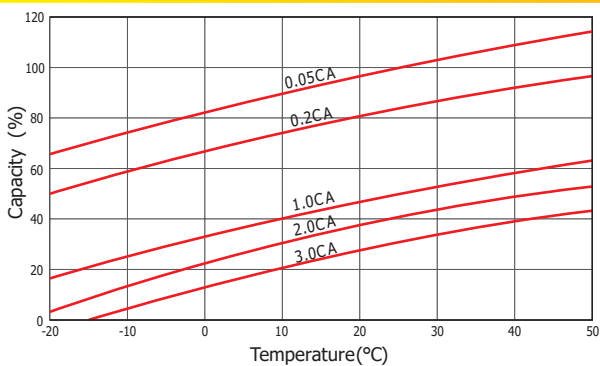
### Cycle Life In Relation To Depth Of Discharge



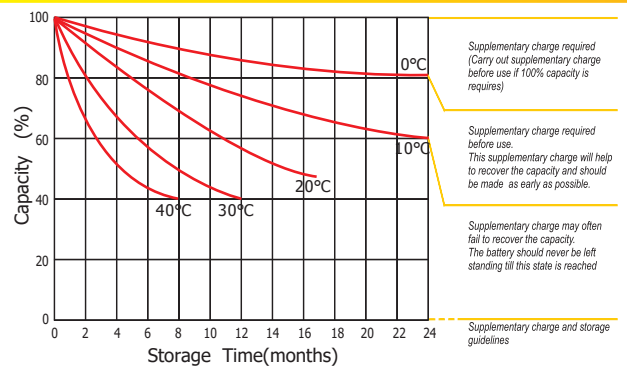
### Relationship Between Charging Voltage And Temperature



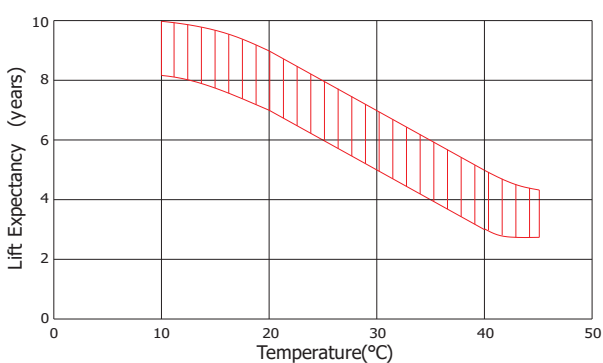
### Temperature Effects On Capacity



### Storage Characteristics



### Effect Of Temperature On Long Term Life



### Life Characteristics Of Standby Use

